

adorn

The Coal Effect Gas Fire

The Valor Adorn gas fireplace offers you the timeless magic of an open flame.

Our unique Valorflame burner technology produces an exceptional radiant glow. Complete with the look of a traditional-style coal fire, this fireplace will take you back to the days of old. It's compact size makes it ideal for most narrow Victorian or smaller sized fireplace openings. Your choice of either our *Windsor Arch*™ or *Adorn* cast fronts will add a detailed decorative feature to your home.

With no glass barrier between you and your flickering fire, the Adorn gas fireplace offers the perfect blend of old world ambiance and the comfort that technology is able to provide today.

COMFORT · CONTROL · EFFICIENCY
STYLE · CONVENIENCE · VERSATILITY

Flame adjustment

**REMOTE
CONTROL**

a standard feature
with each unit



Valor
by Miles

www.valorfireplaces.com




THE ADORN SETS NEW STANDARDS IN COMFORT & TRADITION

adorn


The magic of an open flame.



AVAILABLE FRONTS



549AFB Windsor Black*



549AFP Windsor Polished*



923ACF Adorn
shown without closure plate

Features

- ▶ Real open flame experience with no glass.
- ▶ Glowing coal effect offers the realism of a coal fire.
- ▶ Will continue to work during a power failure.
- ▶ Attractive wire flame-guard is standard on every unit.
- ▶ High quality is backed by the Valor Comfort Warranty Program.
- ▶ Adjust the flame with a convenient remote control: standard equipment.

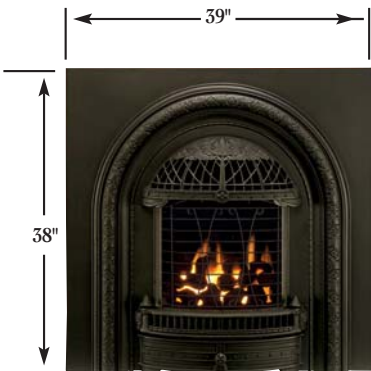
*Windsor Fronts must be ordered with 540WDK wire flame-guard dress kit

Model	Fuel	Max Input	Min Input
922ECN	NG	20,500	12,000
922ECP	LPG	19,000	12,500

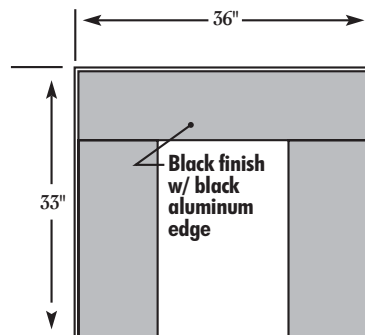
Closure plate options

Optional closure plates are offered for covering larger fireplace openings.

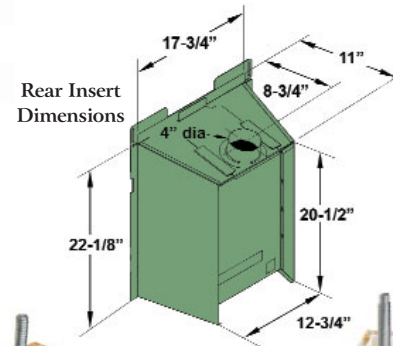
- ▶ #3336 to be used only with the Adorn Front 33”h x 36”w.
- ▶ #539AFB Windsor Black 38”h x 39”w. Also available in Polished.



#539AFB Windsor Black*
shown with integral closure plate



#3336 Adorn closure plate



Rear Insert
Dimensions



Insert into existing fireplaces:
Basic models fit masonry or factory-built metal fireplaces allowing for insert dimensions as shown.



Zero Clearance: Use optional #975ZCK Zero Clearance Kit. Use 4” Type B-Vent. Hearth and wall may be finished with a variety of materials.

All specifications are correct at the time of printing and are subject to change.

Certified to ANZI Z21.50a - 2003/CSA 2.22a - 2003 Vented Gas Fireplace.

GET FIRST CLASS ADVICE FROM

MANUFACTURED AND DISTRIBUTED BY:



AN AUTHORIZED VALOR DEALER



Copyright Miles Industries Ltd. ZU04

